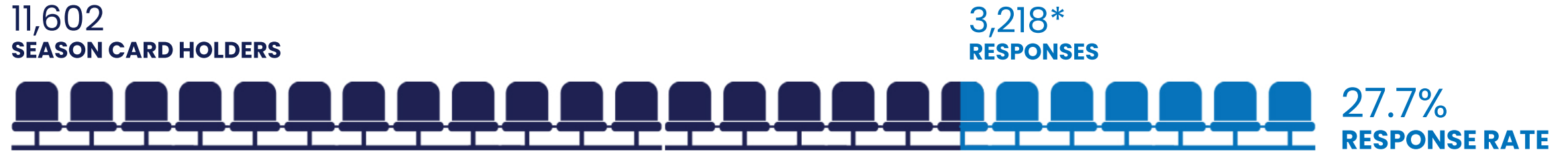


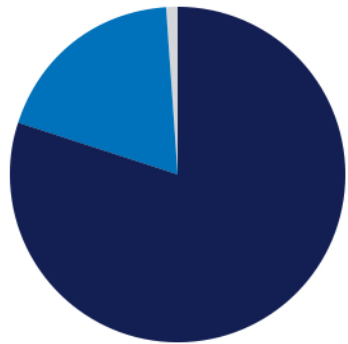
EQUALITY MONITORING SURVEY RESULTS

SEASON CARD HOLDERS

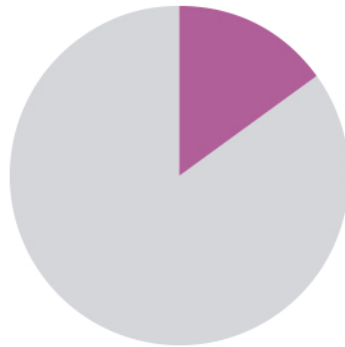


MOST RESPONSES FROM THOSE AGED 55-64

**Please note some questions were only asked to over 18 season card holders.*



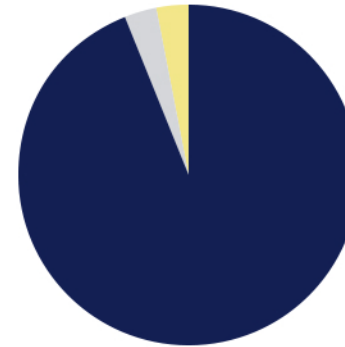
80% MALE
19% FEMALE



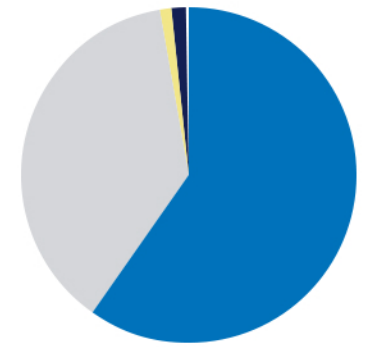
**15% LIVING WITH
DISABILITIES**



**4% LGBTQ+
COMMUNITIES**



94% WHITE BRITISH
3% ETHNICALLY DIVERSE



59% CHRISTIAN
37% NO RELIGION OR FAITH
1.2% MUSLIM
1.4% OTHER RELIGIONS

The findings from our equality monitoring surveys, as well as the data from the Preston Census 2021, have helped to form our equality action plan, which can be viewed [here](#). The progress of the equality action plan will be reviewed annually.

EQUALITY MONITORING SURVEY RESULTS

PNEFC STAFF

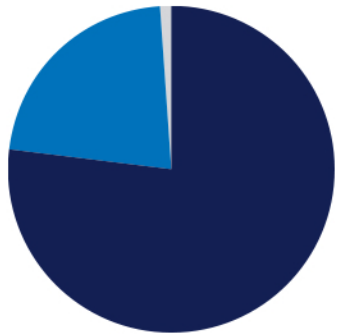
419 STAFF MEMBERS

343 RESPONSES



MOST RESPONSES FROM THOSE AGED 25-34

**Please note some questions were only asked to staff over 18.*



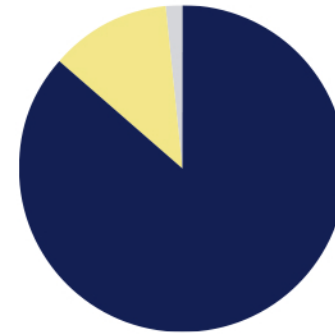
77% MALE
22 % FEMALE



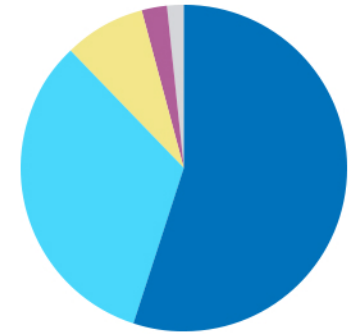
13% LIVING WITH
DISABILITIES



4% LGBTQ+
COMMUNITIES



85% WHITE BRITISH
12 % ETHNICALLY DIVERSE



54% CHRISTIAN
33% NO RELIGION OR FAITH
8% MUSLIM
3% OTHER RELIGIONS